



DEPARTMENT OF EDUCATION



Preschool







Language Development

LETTER RECOGNITION & PHONICS

Topic: Letter Nn

Objectives: By the end of this lesson you will be able to:

1. identify upper case and lower case Nn.
2. say the initial /n/ sound.
3. identify words beginning with the letter Nn.

Content

This is uppercase N. This is lowercase n. The letter Nn is a part of the alphabet. Here is how you form/ write the letter Nn and words that begin with letter Nn:



LETTER RECOGNITION & PHONICS

Topic: Letter Oo

Objectives: By the end of this lesson you will be able to:

1. identify upper case and lower case Oo.
2. say the initial /o/ sound.
3. identify words beginning with the letter Oo.

Content

This is uppercase O. This is lowercase o. The letter Oo is a part of the alphabet. Here is how you form/ write the letter Oo and words that begin with letter Oo:



READING VOCABULARY

Topic: High Frequency Word- we


Objectives: By the end of this lesson you will be able to:

1. identify the high frequency word "we".
2. create a simple sentence using the word "we".

Content

Words are made up of letters. We use high frequency words everyday. The word "we" refers to you and others.

We can see the sun.



We can see the clouds.



ORAL LANGUAGE

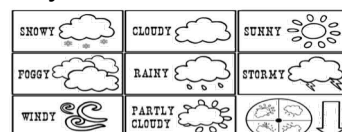
Topic: What is weather and seasons?

Objectives: By the end of this lesson you will be able to:

1. state what weather is.
2. name the four (4) seasons and state the weather associated with each season.

Content

There are four seasons in a year, (winter, summer, spring, and fall). Weather is what you see outside on any particular day. During each season the weather changes. For example, in the winter season, the weather is very cold and in some countries it snows.



Letter Nn

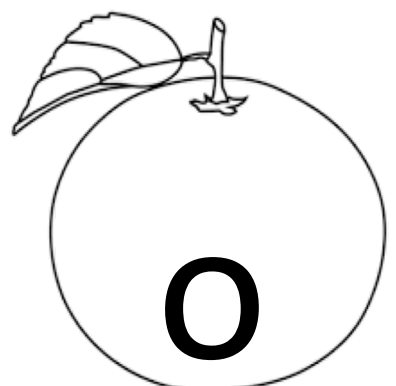


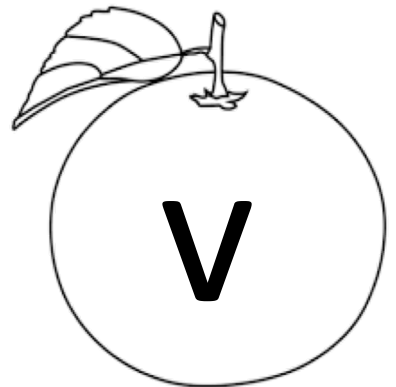


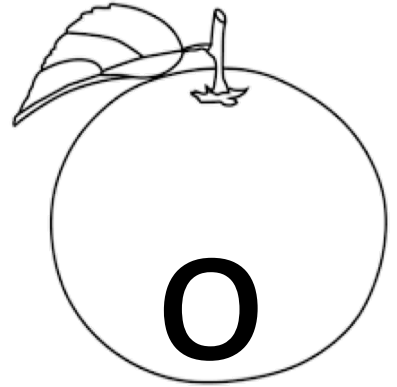


Instructions: Practice writing upper and lower case Nn in the table below. Then draw your favorite letter Nn picture and write its name.

N	n

My Letter Nn Picture.

Letter Oo

Instructions: Say the letter Oo sound. Then colour the oranges that have the letter Oo in it.



How many upper case O's did you find? _____

How many lower case o's did you find? _____

High Frequency Word: “we”

Instructions: Circle all the “we” words that you see.
Then create a sentence using the word “we”.

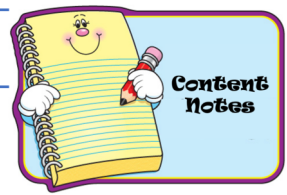
the	can	have	see
we	see	go	the
go	have	we	can
see	the	go	we
can	see	have	can
the	we	can	see

What is weather and seasons?

Instructions: Check the weather today. Then draw a picture showing what the weather is like. Finally, write a sentence stating what the weather is like.

For example: It is rainy.





Cognitive Development

POSITIONAL WORDS

Topic: Around

Objectives: By the end of this lesson you will be able to:

1. follow directions using the positional word around.
2. describe the position of objects using the term around.

Content

The position of an object can be determined based on where one object is with respect to another object. When you go **around** an object you make a circle outside of it.



SHAPE

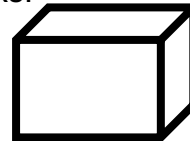
Topic: Cube

Objectives: By the end of this lesson you will be able to:

1. identify the cube shape.
2. associate objects with the cube shape.

Content

3 Dimensional shapes are solid shapes that have 3 dimensions, such as height, width and depth. An example of a 3D shape is a cube. Somethings that may have a cube shape are ice cubes, a box, dice or blocks.



MATH CONCEPT

Topic: Numeral 0

Objectives: By the end of this lesson you will be able to:

1. write number 0.
2. recognize the number word "zero".
3. match numeral 0 to the empty set.

Content

0 is a number. A set with no items in it is called the empty set. Zero means that there is nothing to count.

numeral

word

empty set

0

zero

MEASUREMENT


Topic: Full and Empty

Objective: By the end of this lesson you will be able to:

1. distinguish between full and empty.
2. compare objects that are full and empty.

Content

Full and **empty** are opposites. Empty means that there is nothing inside the container or space. Full means that the entire container or space may be filled.



full



empty

Numeral 0

Instructions: Practice writing numeral 0 below.

Full and Empty

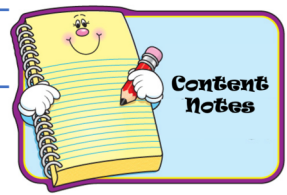
Instructions: In the box on the left, draw a glass full of water and in the box on the right, draw a glass that is empty.

Full

Empty

Cube

Instructions: Go on a hunt for items that are shaped like a cube. Draw a picture of one (1) item and write its name.



Cognitive Development- Science

What's The Weather?

Topic: Weather Patterns

Objectives: By the end of this lesson you will be able to:

1. observe weather patterns.
2. describe what the weather is like.
3. record weather patterns over five (5) days using a weather chart.

Content


When it is raining or sunny for days at a time, it is called a weather pattern. A weather pattern occurs when the weather stays the same for days or weeks at a time. We can record weather patterns using a weather chart.



Instructions: Draw a picture each day to show what the weather is like.

My Weather Chart


Day	Weather
Monday	
Tuesday	
Wednesday	
Thursday	
Friday	



Reading Practice

Instructions: Read the sentences below.

We can see the




leaves .

We can hear the



thunder .

Can **we** play in the



sun ?