



DEPARTMENT OF EDUCATION



Preschool







## Language Development

### LETTER RECOGNITION

Topic: Letter Tt

Objectives: By the end of this lesson you will be able to:

1. identify upper case and lower case Tt.
2. form the letter Tt.

Content

This is uppercase T. This is lowercase t. The letter Tt is a part of the alphabet. Here is how you form the letter Tt.



### PHONICS

Topic: Initial Sound /t/


Objective: By the end of this lesson you will be able to:

1. say the initial /t/ sound.
2. identify words beginning with the letter Tt.

Content **Tt**

The letter Tt makes the /t/ sound. To make the letter /t/ sound, press the tip of your tongue at the top of your mouth. Then separate your tongue and upper mouth by pushing a little air out to make the /t/ sound. Here are some words that begin with the letter Tt:

turtle



table



top



### READING VOCABULARY

Topic: High Frequency Word- the

Objectives: By the end of this lesson you will be able to:

1. identify the high frequency word "the".
2. create a simple sentence using the word "the".

Content **the**

Words are made up of letters. We use high frequency words everyday. We use the word "the" when talking specifically about something.

I can see **the** doctor.



I can see **the** teacher.



### ORAL LANGUAGE

Topic: Community Helpers

1. identify at least 4 adult helpers in the community.
2. state the role of at least 4 community helpers.

Community helpers are people in the community who help others. They make the community safer, cleaner and better.

### COMMUNITY HELPERS



### Letter Tt

**Instructions:** Using objects at home, form upper and lower case Tt. Examples of objects are sticks, pencils or strings. Then write upper and lower case Tt.

## High Frequency Word: “the”

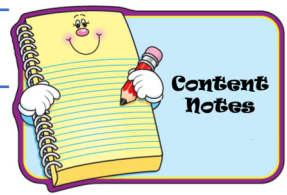
**Instructions:** Create two sentences using the word “the”. Follow this example:

I can see the \_\_\_\_\_.

Now read your sentences aloud and draw a picture for each sentence.

### My Favorite Community Helper

**Instructions:** Give the name of your favorite community helper in a sentence and tell what the community helper does in the community. Then draw a picture of that community helper and trace/ write their name.



## Cognitive Development

### POSITIONAL WORDS

Topic: Over and Under


Objectives: By the end of this lesson you will be able to:

1. identify the position of objects using the terms "over" and "under".
2. follow directions to position objects using the terms "over" and "under".

Content

"Over" and "under" are positional words. "Over" means being in a higher position above something. "Under" means being in a lower position below something.

The bird is **over** the table.



The bird is **under** the table.



### MATH CONCEPT

Topic: Number 1

Objectives: By the end of this lesson you will be able to:

1. write number 1.
2. create the set of one.
3. recognize the number word "one".

Content

1 is a number. We can write the number 1 by starting at the top and drawing a straight line down.


numeral



word

**one**

1 Diamond



### COLOUR

Topic: Colour Brown

Objectives: By the end of this lesson you will be able to:

1. identify the colour brown.
2. name four (4) objects that are the colour brown.

Content

Brown is a colour. Here are some things that are the colour brown:



chocolate



bear



paper bag

### SHAPE

Topic: Diamond

Objective: By the end of this lesson you will be able to:

1. identify the diamond shape.
2. associate objects in your home with the diamond shape.

Content

A diamond is a two-dimensional flat figure that has 4 equal and straight sides.



Some things that are the shape of a diamond are:



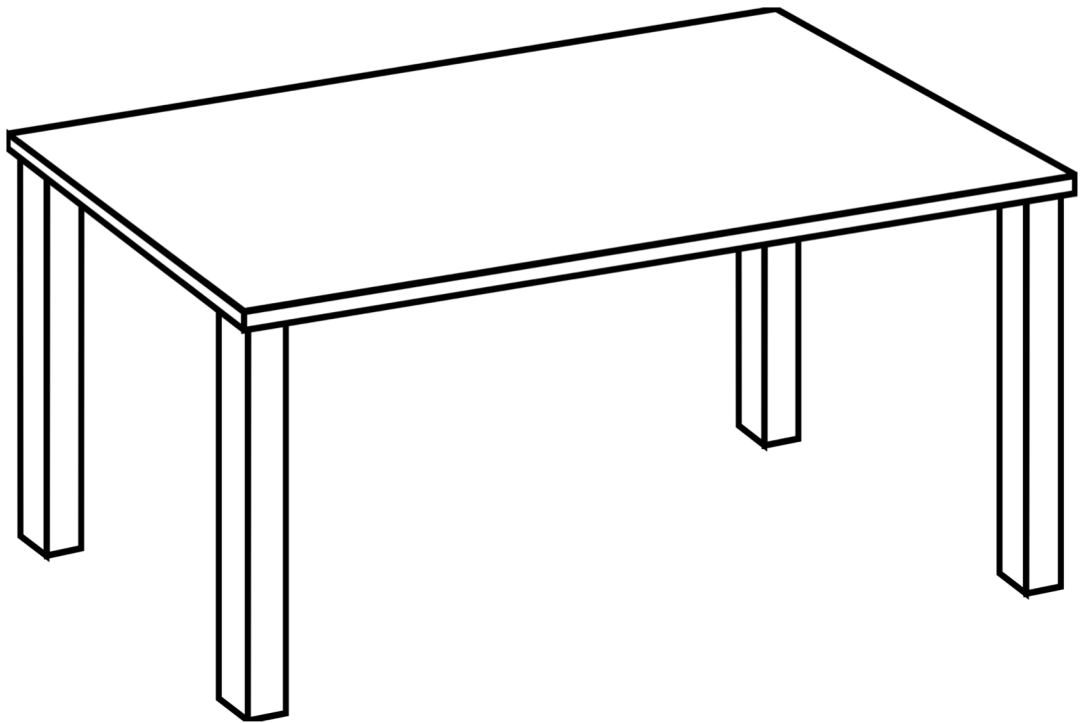
kite

street sign



# Over and Under


**Instructions:** Draw a brown kite **over** the table and a brown bear **under** the table.





# Number 1

**Instructions:** Practice writing number 1.



**Instructions:** Draw one brown diamond. Then count how many diamonds you have and write the number word.

# Colour: Brown

**Instructions:** Create a colour brown collage by pasting things that are the colour brown below.



# Cognitive Development- Science

### People Who Help Us In The Community

Topic: The Garbage Collector

Objectives: By the end of this lesson you will be able to:

1. explain the job of the garbage collector.
2. demonstrate how to keep the community clean like the garbage collector.

#### Content

The community helper who helps to keep the community clean is the garbage collector. They collect garbage from homes and businesses and take them to the dump. We can help to keep our community clean too.



### Is your community clean?

**Activity:** Help to keep your community clean by picking up trash from the ground and placing them into a garbage bin. Be sure to use gloves.